

Grain Direct Glue

Collection	Grain + Pigment	
Style Number	0502V	
Construction	Heavy Commercial Luxury Vinyl Tile	
Class / ASTM F1700	Class III, Type B	
Finish	ExoGuard®	
	U.s.	Metric
Nominal Dimensions	7 in w x 48 in l	18 cm w x 122 cm l
Actual Dimensions	7.00 in w x 48.00 in l	17.78 cm w x 121.92 cm l
Wear Layer Thickness	20 mil (0.02 in)	0.51 mm
Overall Thickness	0.098 in	2.5 mm
Edge Profile	Squared Edge	
Installation Type	Dry Back	
Installation	Direct Glue	
Recommended Adhesive	S150-95 Resilient Tile Spray, 4200 Resilient Tile 4 Gallon, 2200 Resilient Tile 4 Gallon or 4151 Multi-Use Premium 4 Gallon	

Packaging

Pieces Per Carton	15 pcs	
Area Per Carton	34.98 sq ft	3.25 sq m
Weight Per Carton	29.32 lbs	13.3 kg



Recommended Installation Method



Coordinating Products

LVT: Grain Floating, Pigment Floating, Pigment Direct Glue

Performance + Testing

Residual Indentation (Astm F1914)	Passes
Resistance To Heat (Astm F1514)	Passes
Resistance To Light (Astm F1515)	Passes
Resistance To Chemicals (Astm F925)	Passes
Coefficient Of Friction (Astm D2407, Slip Resistance)	>0.6, meets the recommended static coefficient of friction for ADA walking surfaces and accessible routes

Test Reports may be included or listed by the manufacturing/inventory style number as opposed to the noted selling style number.

Warranties

15 Year Commercial Limited
[Commercial 15 Year Underbed Bond Warranty](#)

Diversity, Equity & Inclusion

We believe all humans are equal. Individually and collectively, we need to proactively create and promote opportunities that give everybody an equal footing in life. We nurture an environment where every voice and perspective can be heard, and proactively promote accessibility and inclusivity inside our network and beyond. One proof point is our ability to meet the criteria of the Social Fairness pillar of the Cradle to Cradle Product Standard. At Shaw Industries, we promote supplier participation that is reflective of Shaw's diverse customer base and local community. More than 42% of our spend***** is with small and diverse businesses. We believe having a strong Supplier Diversity Program is strategic for bringing more innovation to our businesses and openingnew markets for growth.

Material Health & Environmental Certifications

Health & Wellbeing	
Material Ingredient Transparency	Health Product Declaration (HPD) 1000 ppm Disclosure
Climate Impact	
Environmental Product Declaration (EPD)	3rd Party Certified in Accordance with ISO 14025, EN 15804, & ISO 21930:2017
Embodied Carbon (Cradle to Gate)	7.307 Kg CO ₂ /M ²
Total Recycled Content	0% (Pre-Consumer 0% Post-Consumer 0%)
Global Product Assessment	FloorScore® Certified CE Marking (EN 14041) 3rd Party Certified Country of Origin Imported

Green Leed Contribution Credit

MR Credit: Building Product Disclosure and Optimization Material Ingredients - Option 1: Material Ingredient Reporting	Health Product Declaration (HPD) 100 Ppm Disclosure
MR Credit: Building Product Disclosure and Optimization Environmental Product Declarations - Option 1: Environmental Product Declaration (EPD)	3rd Party Certified in Accordance with ISO 14025, EN 15804, & ISO 21930:2017
EQ Credit: Low Emitting Materials Option 1: Product Category Calculations	FloorScore Certified

[Installation Guidelines](#)

Maintenance Guidelines










Please visit www.shawcontract.com for the most current warranty information.
Specifications are subject to nominal manufacturing variance. Material supply and/or manufacturing processes may necessitate changes without notice.

This product is an exclusive design and may not be duplicated in any manner. Use of this design in the creation of another product design is also strictly prohibited.

*****Allowable spend is domestic (US) spend in categories in which we have diverse suppliers from which to choose. Compared to non-allowable spend which includes categories in which we do not have domestic, small or diverse suppliers available to meet our needs.

Visit shawcontract.com/testing for more information.

Available Colorways

 <div>Cocoa 64103 LRV 20.3 V2 - Slight Variation</div>	 <div>Glow 64105 LRV 36.8</div>	 <div>Parchment 64111 LRV 43.4 V2 - Slight Variation</div>	 <div>Alabaster 64114 LRV 47.9 V3 - Moderate Variation</div>	 <div>Buff 64140 LRV 30.3 V2 - Slight Variation</div>	 <div>Nutshell 64150 LRV 14.4 V2 - Slight Variation</div>
 <div>Ashen 64155 LRV 27.7 V2 - Slight Variation</div>	 <div>Bare 64200 LRV 43 V2 - Slight Variation</div>	 <div>Honey 64240 LRV 25.6 V2 - Slight Variation</div>	 <div>Fog 64327 LRV 22 V3 - Moderate Variation</div>	 <div>Alloy 64515 LRV 33.2</div>	 <div>Weathered 64518 LRV 31.8 V2 - Slight Variation</div>
 <div>Mercury 64530 LRV 26.9</div>	 <div>Char 64549 LRV 7.4 V2 - Slight Variation</div>	 <div>Cinder 64557 LRV 18</div>	 <div>Earthen 64710 LRV 10.4 V3 - Moderate Variation</div>	 <div>Bark 64720 LRV 14.1 V2 - Slight Variation</div>	 <div>Clove 64740 LRV 8 V2 - Slight Variation</div>
 <div>Chickory 64752 LRV 7.3 V2 - Slight Variation</div>	 <div>Russet 64760 LRV 7.9 V2 - Slight Variation</div>	 <div>Antler 64761 LRV 18.5 V2 - Slight Variation</div>	 <div>Ginger 64820 LRV 16.7 V2 - Slight Variation</div>		

Color and Visual Variation Index

Shade and texture variation is inherent in all resilient products and can vary significantly from piece to piece. Samples should be used to assess color.



